

TRADING-PAPER

Täglicher Versand per Email um 8.00 Uhr

# TOP-100-WACHSTUMSAKTIE USA

Die Auswahl der Wachstumswerte erfolgt regelbasiert nach der CANSLIM-Strategie von William O'Neil.

## Inhalte

- a)** Gallerieansicht der Top-100-Wachstumsaktien der USA (Fundamentale Diagramme, Kennzahlen und Charts)
- b)** Chartausbrüche auf neue 52-Wochenhochs
- c)** Auffällige Anstiege des Handelsvolumens



## AUF-/ABGESTIEGENE AKTIEN

→ Diese Aktien sind auf- oder abgestiegen oder haben ihre Position im Ranking signifikant verändert.

## NEU IN DEN TOP 10

11	10	<a href="#">US42809H1077</a>	<b>Hess Corp.</b>	140,76 \$	05.01.2023 21:59	+3,07 %	+1,52 %
----	----	------------------------------	-------------------	-----------	------------------	---------	---------

## AUS DEN TOP 10 ABGESTIEGEN

10	11	<a href="#">US0084711051</a>	<b>Agilysys Inc.</b>	77,43 \$	05.01.2023 21:59	+0,28 %	-0,72 %
----	----	------------------------------	----------------------	----------	------------------	---------	---------

## WICHTIGE ÄNDERUNGEN

21	-	-	<a href="#">US7403674044</a>	<b>Preferred Bank</b>	Aus der Rangliste ausgeschieden	71,23 \$	05.01.2023 22:01	-3,46 %	-0,22 %
59	-	-	<a href="#">US95082P1057</a>	<b>Wesco International Inc.</b>	Aus der Rangliste ausgeschieden	125,47 \$	05.01.2023 21:47	-2,00 %	+2,65 %
77	-	-	<a href="#">US7631651079</a>	<b>Richardson Electronics Ltd</b>	Aus der Rangliste ausgeschieden	18,00 \$	05.01.2023 22:34	-12,75 %	-2,04 %
79	-	-	<a href="#">US09739D1000</a>	<b>Boise Cascade Co.</b>	Aus der Rangliste ausgeschieden	67,48 \$	05.01.2023 21:59	-3,22 %	-0,57 %
81	-	-	<a href="#">US76122Q1058</a>	<b>Resources Connection Inc.</b>	Aus der Rangliste ausgeschieden	15,54 \$	05.01.2023 21:59	-16,47 %	+0,30 %
55	45	+10	<a href="#">US5355551061</a>	<b>Lindsay Corp.</b>	Um 10 Rangplätze aufgestiegen	161,72 \$	05.01.2023 21:59	+3,24 %	-0,69 %

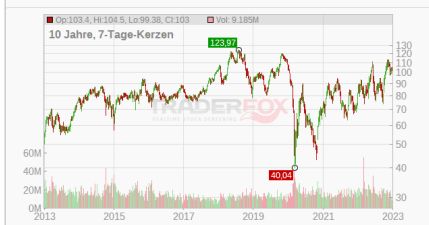
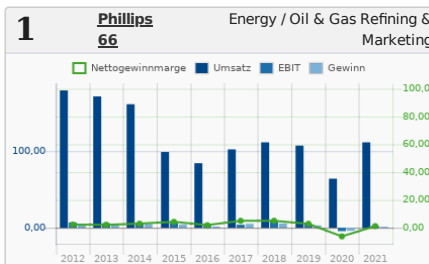
\* Eine Rang-Änderung von +5 bedeutet dass sich der Rang um 5 Plätze verbessert hat, beispielsweise wenn eine Aktie vom 6. auf den 1. Platz der Rangliste kommt.

# AKTUELLE RANGLISTE

→ Die bestbewerteten Aktien

Die vollständige Rangliste können Sie auf <https://paper.traderfox.com/top-100-wachstumsaktien-usa> einsehen.

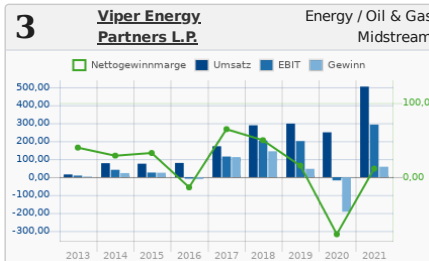
**1 Phillips 66** 45,12 Mrd. € - **+2,35 %**  
 Phillips 66 ist ein US-Energiekonzern. Das Unternehmen verkauft neben Öl- und Erdgas weltweit Treib- und Schmierstoffe, Petrolkoks, Waxe, Lösemittel und Polypropylene. Phillips 66 verfügt über ein Pipelinesystem mit einer Gesamtlänge von über 24.000 Meilen, eigene Terminals, Dampfer und Eisenbahnen und Raffinerien in den USA, Irland, Großbritannien und Deutschland. Die Phillips 66 beinhaltet das abgespaltene und als eigenständige Gesellschaft an die Börse gebrachte Downstream-Geschäft von ConocoPhillips.



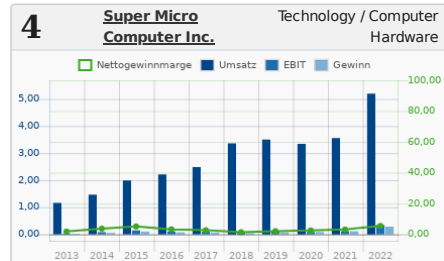
**2 Performance Food Group Co.** 8,44 Mrd. € - **-1,02 %**  
 Performance Food Group is the third-largest U.S. food-service distributor behind Sysco and us Foods, with 9% market share. PFG's food-service business (52% of 2022 sales) provides customized food products and services (such as product selection and procurement) to independent and chain restaurants, and institutional customers. Acquisitions of Eby-Brown (2019) and Core-Mark (2021) enabled PFG to tap into the convenience store segment (41% of sales), offering convenience products, marketing programs, and technology solutions to convenience stores, drug stores, and other such channels.



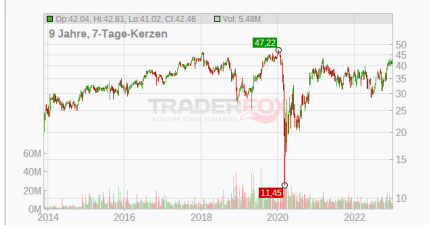
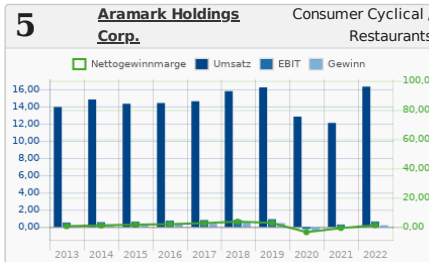
**3 Viper Energy Partners L.P.** 2,02 Mrd. € - **-2,81 %**  
 Viper Energy Partners was formed by Diamondback Energy in 2014 to own mineral royalty interests in the Permian Basin. At the end of 2020, Viper owns 24,350 net royalty acres that produced 26,551 boe/d. Proved reserves are mostly oil, and at the end of 2020 stand at 99,392 mboe.



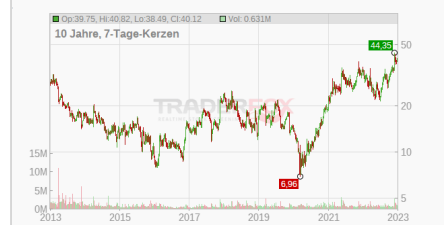
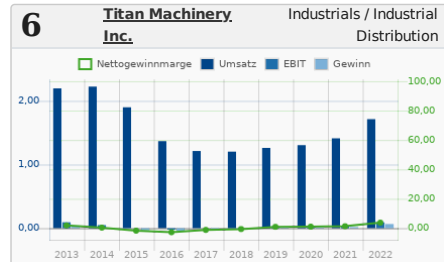
**4 Super Micro Computer Inc.** 1,85 Mrd. € - **-2,27 %**  
 Super Micro Computer Inc provides high-performance server technology services to cloud computing, data center, Big Data, high-performance computing, and "Internet of Things" embedded markets. Its solutions include server, storage, blade and workstations to full racks, networking devices, and server management software. The firm follows a modular architectural approach, which provides flexibility to deliver customized solutions.



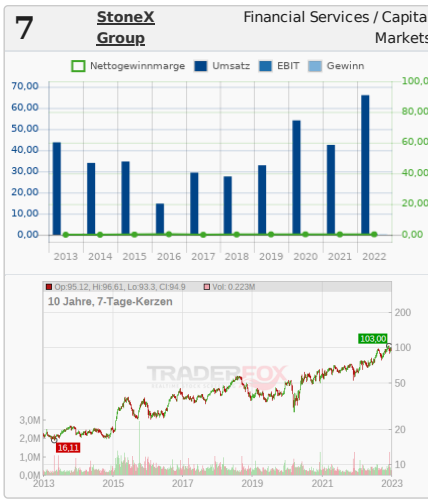
**5 Aramark Holdings Corp.** 10,27 Mrd. € - **+1,28 %**  
 Aramark provides food, facilities, and uniform services to a variety of clients and institutions. The majority of company revenue comes from its North American food and support services segment. Smaller but substantial segments include food and support services international and uniform and career apparel. The food and support services segments provide food for school districts; colleges; healthcare facilities; correctional institutions; and business, sports, and entertainment venues.



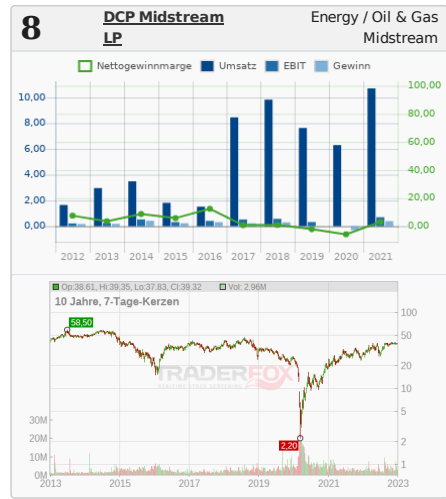
**6 Titan Machinery Inc.** - **+1,29 %**  
 Titan Machinery Inc sells and services agricultural and construction equipment in the United States and Europe. The company sells and repairs agricultural equipment, including machinery and attachments for large-scale farming and home and gardening purposes, as well as construction equipment. It operates through the following segments: Agriculture, Construction and International. The Agriculture segment which generates a majority of revenue distributes and sells machinery, equipment transportation, global positioning system signal subscriptions and finance products for farming operations.



**7 StoneX Group** 1,83 Mrd. € - **+0,28 %**  
 StoneX Group is a global brokerage and financial services firm. Its service offerings are execution, risk management, advisory services, market intelligence, and clearing services. The firm operates in five segments: commercial hedging, global payments, securities, physical commodities, and clearing and execution services. Its customers include governmental and nongovernmental organizations, and commercial banks, brokers, institutional investors, and investment banks. The commercial hedging and securities segments are the firm's largest segments in terms of income.



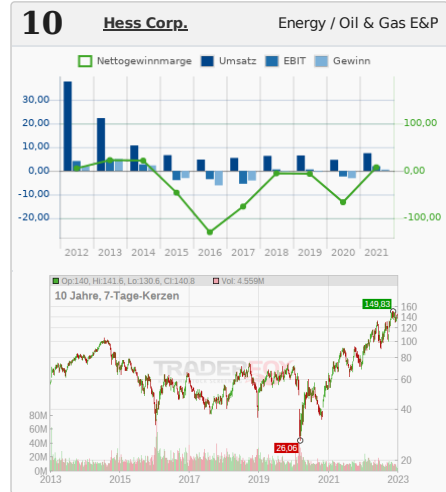
**8 DCP Midstream LP** - **+1,89 %**  
 DCP Midstream is primarily a gathering and processor partnership with major asset bases in the Permian, Scoop/Stack, Eagle Ford, and DJ Basin. It also has investments in the Sand Hills natural gas liquids pipeline as well as the Gulf Coast Express gas pipeline, which both serve the growing Permian basin. Its general partner is a joint venture between Phillips 66 and Enbridge.



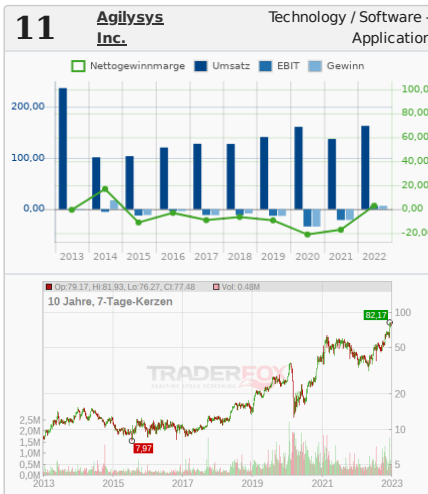
**9 EOG RESOURCES INC.** 69,26 Mrd. € - **-0,08 %**  
 Das unabhängige Unternehmen EOG Resources Inc. ist im Abbau, der Entwicklung, der Produktion und der Vermarktung von Erdgas und Erdöl tätig. Zusammen mit seinen Tochterunternehmen konzentriert sich EOG vorwiegend auf den US-Markt ist aber auch in Kanada, Trinidad, Großbritannien und China vertreten. Gefördert werden Erdgas, Rohöl, flüssiges Erdgas und andere Rohstoffe dieser Art.



**10 Hess Corp.** 39,92 Mrd. € - **+3,07 %**  
 Die Hess Corporation ist ein führender Energieversorger in den USA. Die Gesellschaft fördert, produziert, erwirbt, transportiert und verkauft Rohöl oder Erdgas. Des Weiteren ist das Unternehmen in der Raffinierung und Vermarktung von Mineralöl-Produkten und Strom innerhalb der Vereinigten Staaten aktiv. Gleichzeitig legt das Unternehmen einen großen Fokus auf nachhaltiges und ökologisches Wirtschaften, indem es beispielsweise aktiv an der Reduktion der eigenen Treibhausgas-Emissionen arbeitet.



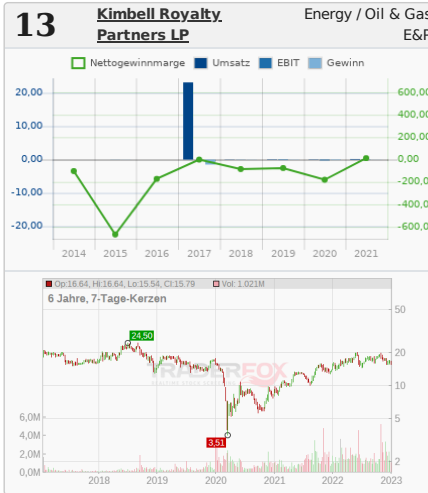
**11 Agilysys Inc.** - **+0,28 %**  
 Agilysys Inc develops industry-specific technology solutions to help manage businesses. The firm offers technological solutions to control business operations, including property management, point-of-sale, dining reservations, inventory and procurement, analytics, labor management, self-service, and document management. It serves sectors such as gaming, hotels, resorts and cruise, corporate foodservice management, restaurants, universities, stadiums, and healthcare. The majority of the revenues are generated through contract support, maintenance, and subscription services it provides.



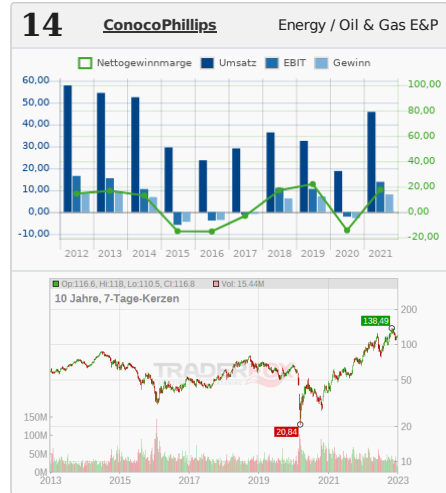
**12 Haynes International** - **+1,06 %**  
 Haynes International Inc is a producer of high-performance nickel and cobalt-based alloys. The company is focused on developing, manufacturing, marketing, and distributing technology and high-performance alloys. The company operates in a single segment: the design, manufacture, marketing, and distribution of technologically advanced, high-performance alloys for use in the aerospace, industrial gas turbine, chemical processing, and other industries. Geographically, it derives a majority of revenue from the United States and also has a presence in Europe, China, and other countries.



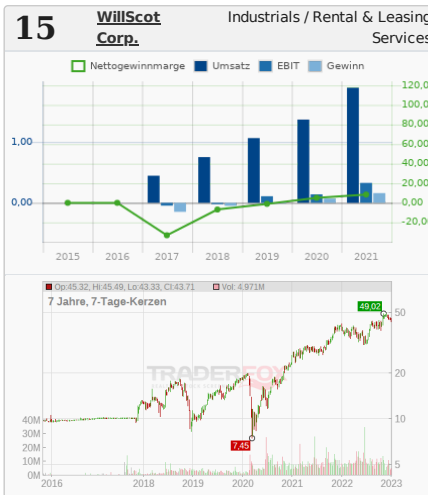
**13 Kimbell Royalty Partners LP** 948,20 Mio. € - **+0,57 %**  
 Kimbell Royalty Partners LP owns and acquires mineral and royalty interests in oil and natural gas properties throughout the United States. The company's basins and producing regions include areas of interest in the Permian Basin, Mid-Continent, Terryville/Cotton Valley/Haynesville and Appalachian Basin. Its revenues are derived from royalty payments received from operators based on the sale of oil, natural gas and NGL production, as well as the sale of NGLs that are extracted from natural gas during processing.



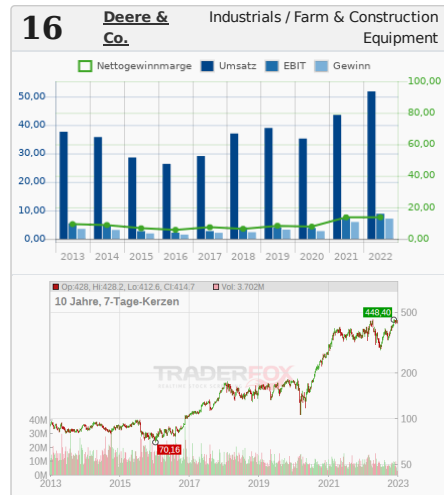
**14 ConocoPhillips** 133,91 Mrd. € - **+3,00 %**  
 ConocoPhillips Incorporated ist als Energieunternehmen in zahlreichen Aspekten des Erdöl- und Erdgasgeschäftes tätig. Dazu gehören sowohl die weltweite Erkundung, die Förderung, der Transport und die Vermarktung als auch die Energiegewinnung. Bekannt ist das Unternehmen unter anderem aufgrund seiner innovativen Herangehensweise an Unterwasser-, Ölsuch- und Förderungsaktionen und wurde als das sicherste Energieunternehmen der Welt ausgezeichnet. Bei der Förderung und Produktion setzt das Unternehmen primär auf rohes Erdöl und Erdgas.



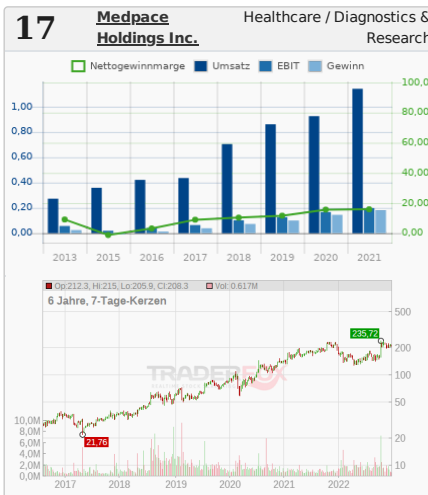
**15 WillScot Corp.** 8,82 Mrd. € - **-2,00 %**  
 WillScot Mobile Mini Holdings Corp is a North American company providing modular space and portable storage solutions. The company leases turnkey office space and storage solutions for temporary applications across a diverse customer base in the commercial and industrial, construction, retail, education, health care, government, transportation, security, and energy sectors. Its operating segment includes North America Modular; North America Storage; United Kingdom Storage and Tank and Pump. The company generates maximum revenue from the NA Modular segment.



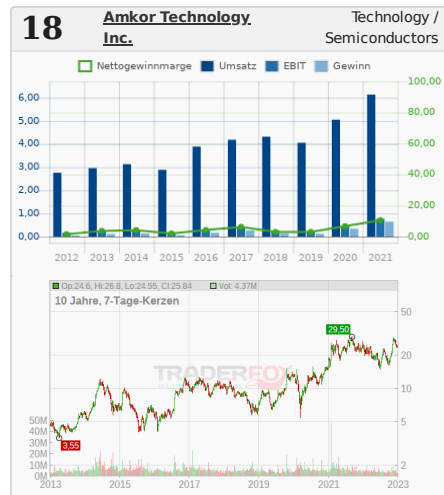
**16 Deere & Co.** 118,52 Mrd. € - **-2,10 %**  
 Deere & Co (Deere) ist einer der weltweit größten Hersteller von Landwirtschaftsgeräten aller Art. Ausgehend von einer Ein-Mann-Schmiedewerkstatt, hat sich das Unternehmen im Laufe seiner knapp 175-jährigen Bestehenszeit zu einem globalen Anbieter entwickelt, der vom Ackerbau über die Gartenarbeit bis hin zum Forstwesen mit seinem Produktportfolio die gesamte Bandbreite der in der Landwirtschaft nötigen Ausrüstungsgegenstände abdeckt.



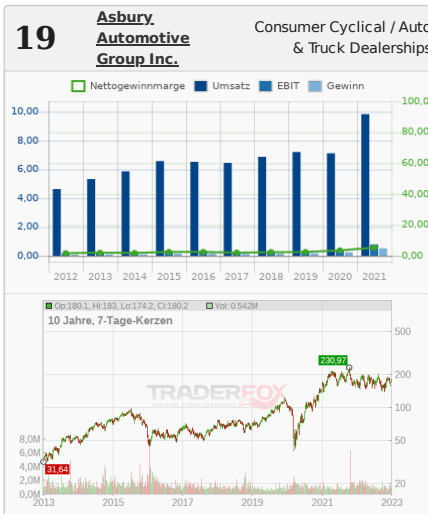
**17 Medpace Holdings Inc.** 6,07 Mrd. € - **-0,36 %**  
 Medpace Holdings Inc is a clinical contract research organization. It is engaged in scientifically-driven outsourced clinical development services to the biotechnology, pharmaceutical, and medical device industries. It operates in North America, Europe, Africa, Middle East, Asia-Pacific and Latin America.



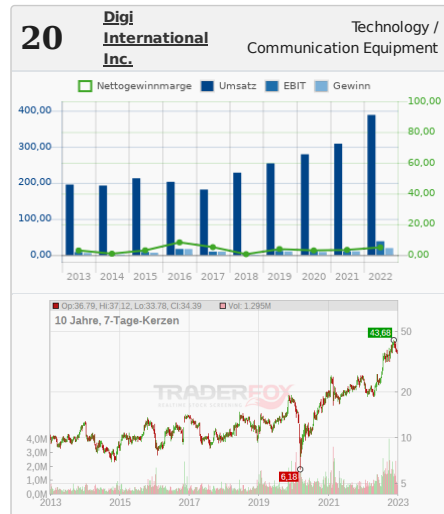
**18 Amkor Technology Inc.** 4,67 Mrd. € - **+0,82 %**  
 Amkor Technology Inc is a provider of outsourced semiconductor packaging and test services to integrated device manufacturers, fabless semiconductor companies, and contract foundries. The firm's products are organized into two streams: advanced products, including flip chip, wafer-level processing and testing services; and mainstream products, including wirebond packaging and testing. Roughly a third of the firm's revenue is generated in the United States, with the rest coming from China, Ireland, Japan, Malaysia, Taiwan, Singapore, and countries across the world.



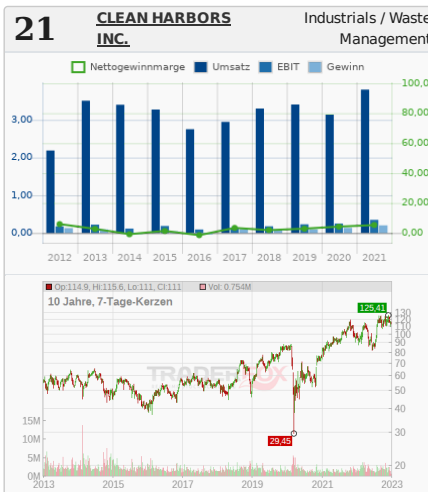
**19 Asbury Automotive Group Inc.** 3,22 Mrd. € - **+0,43 %**  
 Asbury Automotive Group Inc. ist einer der größten Automobilhändler in den USA. Die Gesellschaft betreibt insgesamt 90 Händlerstandorte und besitzt über 100 Konzessionen für Verkauf und Wartung von zahlreichen in- und ausländischen Marken (Neufahrzeuge). Darüber hinaus bietet Asbury seinen Kunden ein umfassendes Sortiment an Kfz-Produkten und -Services wie Reparatur und Lieferung von Ersatzteilen. Dienstleistungen und Beratung im Zusammenhang mit Serviceverträgen, Finanzierung und Versicherungen runden die Tätigkeiten der Gruppe ab.



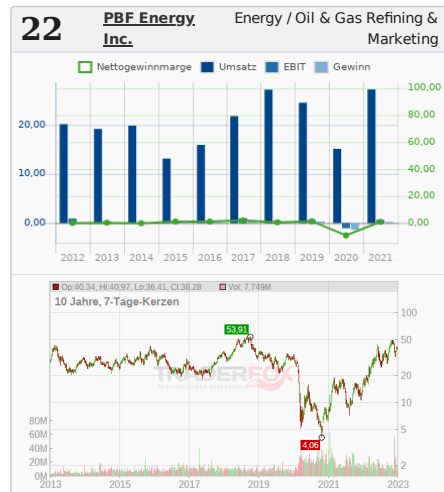
**20 Digi International Inc.** 679,17 Mio. € - **-2,49 %**  
 Digi International Inc is a Minnesota corporation. The company provides business and mission-critical and Internet of Things (IoT) connectivity products and services. It has two segments: IoT Products and Services and IoT Solutions. The IoT Products and Services segment consists primarily of distinct communications products and communication product development services. IoT Solutions segment offers wireless temperature and other environmental condition monitoring services as well as employee task management services.



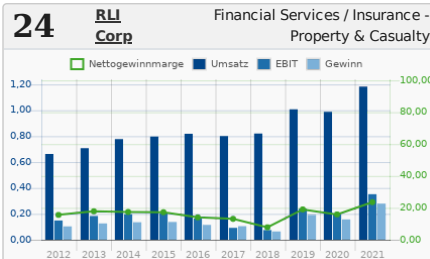
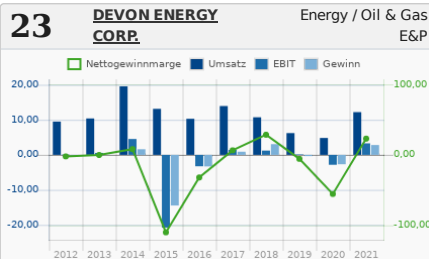
**21 CLEAN HARBORS INC.** 4,48 Mrd. € - **-1,89 %**  
 Clean Harbors Inc is an environmental and industrial services provider. It provides parts cleaning and related environmental services to commercial, industrial, and automotive customers. Its business segments are Environmental Services and Safety-Kleen Sustainability Solutions. The company generates the majority of its revenues from the Environmental Services segment.



**22 PBF Energy Inc.** 4,91 Mrd. € - **+3,11 %**  
 PBF Energy Inc is an independent petroleum refiner and supplier of unbranded transportation fuels, heating oil, petrochemical feedstocks, lubricants, and other petroleum products in the United States. The company owns refineries in Ohio, Delaware, New Jersey, and Louisiana. The Company operates in two reportable business segments: Refining and Logistics. The Company's oil refineries are all engaged in the refining of crude oil and other feedstocks into petroleum products and are aggregated into the Refining segment.

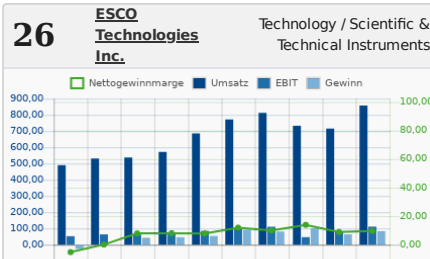
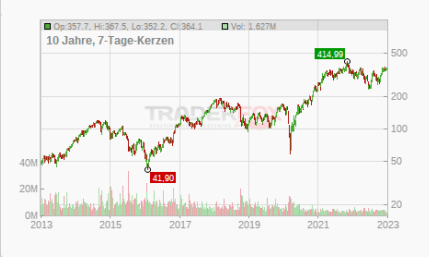
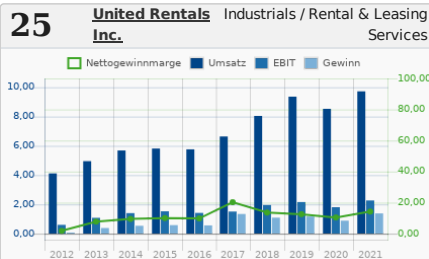


**23 DEVON ENERGY CORP.** 36,51 Mrd. € - **+2,12 %**  
 Devon Energy Corporation ist ein unabhängiger Öl- und Gaskonzern in den USA. Zusammen mit seinen Tochterunternehmen beinhaltet das Tätigkeitsspektrum von Devon die Erforschung, die Förderung und die Aufbereitung von Öl und (Erd-)Gas, sowie den Erwerb entsprechender Produktions- und Transportanlagen. Ein Großteil der Öl- und Gasproduktion des Unternehmens stammt aus Aktivitäten in den USA und Kanada. Außerhalb von Nordamerika ist Devon Energy in Westafrika, China und Aserbaidschan präsent. WPX Energy und Devon Energy planen derzeit eine Fusion.



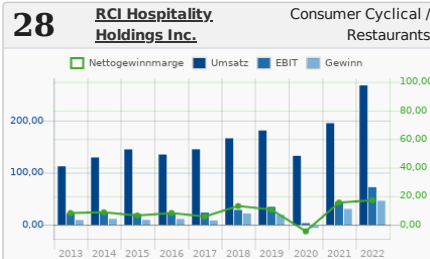
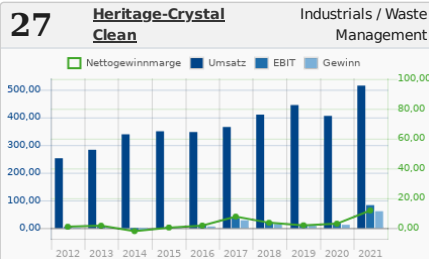
**24 RLI Corp** 5,70 Mrd. € - **+0,65 %**  
 RLI Corp underwrites property and casualty insurance through its subsidiaries. The company offers insurance coverage in the specialty admitted market, where the products are designed for special risks. It also offers products in the excess and surplus markets, which provides an alternative for customers with risks or loss exposures that generally cannot be written in the standard admitted market. RLI distributes property and casualty insurance through its wholly-owned branch offices that market to wholesale and retail producers.

**25 United Rentals Inc.** 22,48 Mrd. € - **-0,60 %**  
 United Rentals is the world's largest equipment rental company, and principally operates in the United States and Canada, where it commands approximately 15% share in a highly fragmented market. It serves three end markets: general industrial, commercial construction, and residential construction. Like its peers, United Rentals historically has provided its customers with equipment that was intermittently used, such as aerial equipment and portable generators.



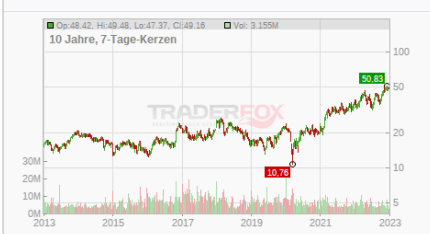
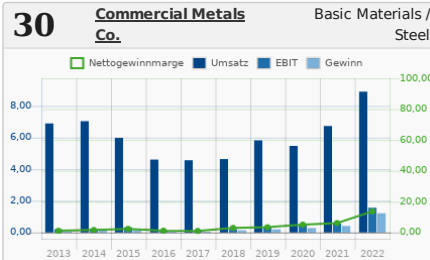
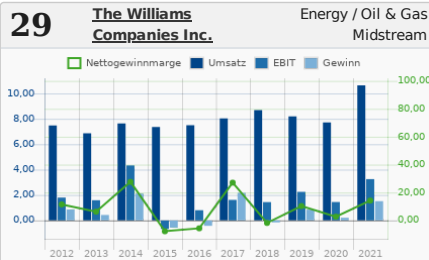
**26 ESCO Technologies Inc.** 1,95 Mrd. € - **-0,25 %**  
 ESCO Technologies Inc sells engineered products and systems for utility, industrial, aerospace, and commercial applications. The firm operates in three segments: Aerospace and Defense, Utility Solutions Group (USG) and RF Shielding and Test (Test). The Aerospace and Defense segment designs and manufactures specialty filtration and naval products. The USG segment provides diagnostic testing solutions. The Test segment provides its customers with the ability to identify, measure and contain magnetic, electromagnetic and acoustic energy.

**27 Heritage-Crystal Clean** - - **-0,53 %**  
 Heritage-Crystal Clean Inc provides parts cleaning, used oil re-refining, and hazardous and non-hazardous waste services to small and mid-sized customers in both the manufacturing and vehicle service sectors. It operates in two segments, Environmental Services, and Oil Business. The Environmental Services segment offers parts cleaning, containerized waste management, vacuum truck, and antifreeze recycling services, and the Oil Business segment collects used oil and sells recycled fuel oil, as well as engages in the re-refining of used oil into lubricant base oil and by-products.



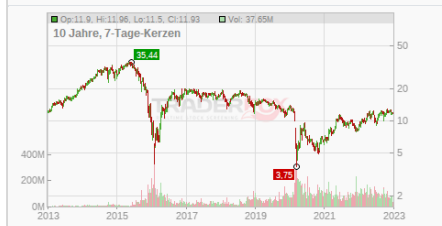
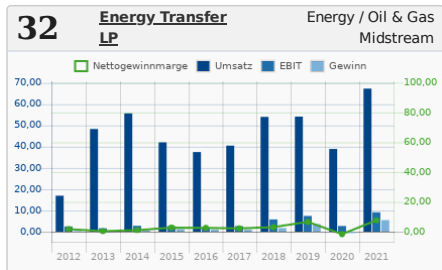
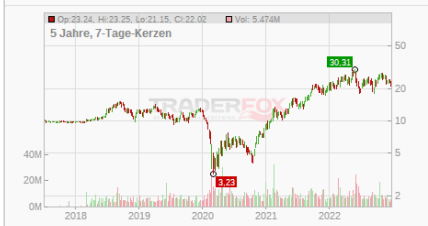
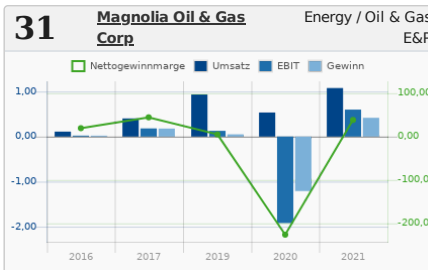
**28 RCI Hospitality Holdings Inc.** 800,46 Mio. € - **-3,12 %**  
 RCI Hospitality Holdings Inc through its subsidiaries owns and operates establishments that offer live adult entertainment, restaurant, and or bar operations. It also owns and operates a communication company serving the adult nightclubs industry. The company's operating business segments are Nightclubs, Bombshells, and Others. It operates nightclubs through the following brand's Rick's Cabaret, Vivid Cabaret, Tootsie's Cabaret, Club Onyx, and Jaguars Club. In the Bombshells segment, the company is building a chain of Restaurants and Sports Bars in Dallas, Austin, and Houston, Texas.

**29 The Williams Companies Inc.** 37,37 Mrd. € - **-0,88 %**  
 Williams Companies Inc. ist ein US-amerikanisches Erdgas- und Erdöl-Transportunternehmen, das Rohstoffe transportiert und verkauft. Zu den weiteren Dienstleistungen des Unternehmens zählen die Beförderung von energiereichen Produkten wie flüssigen Gasen, Treibstoffen und Kohlenwasserstoff sowie die Weiterverarbeitung der Rohstoffe zu Petrochemieprodukten. Risiko Management, Marketing oder Investitionen in internationale Energie-Projekte gehören ebenfalls zu den Tätigkeitsfeldern der Williams Companies.



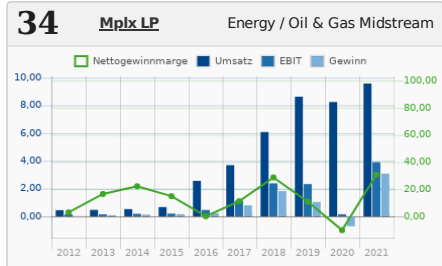
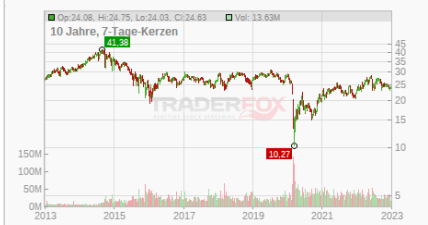
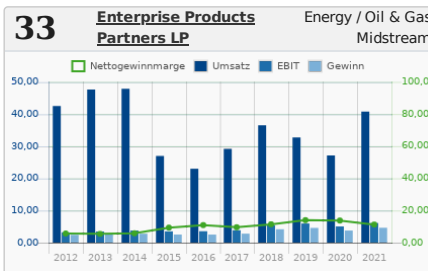
**30 Commercial Metals Co.** 5,45 Mrd. € - **+0,51 %**  
 Commercial Metals Co operates steel mills, steel fabrication plants, and metal recycling facilities in the United States and Poland. The company primarily manufactures rebar and structural steel, which are key product categories for the nonresidential construction sector.

**31 Magnolia Oil & Gas Corp** - -1,23 %  
 Magnolia Oil & Gas Corp is an independent oil and natural gas company engaged in the acquisition, development, exploration, and production of oil, natural gas, and natural gas liquid (NGL) reserves. The Company's oil and natural gas properties are located in Karnes County and the Giddings area in South Texas, where the Company targets the Eagle Ford Shale and Austin Chalk formations. Its objective is to generate stock market value over the long term through consistent organic production growth, high full-cycle operating margins, and an efficient capital program with short economic paybacks.



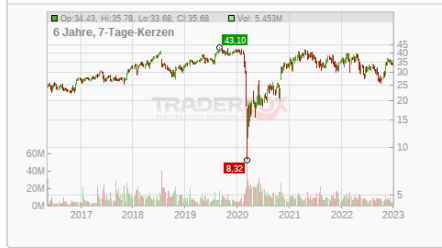
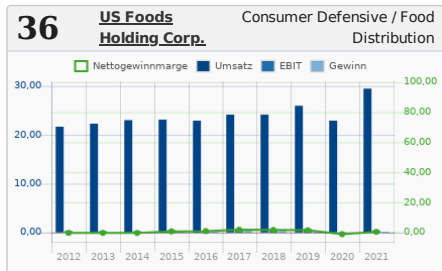
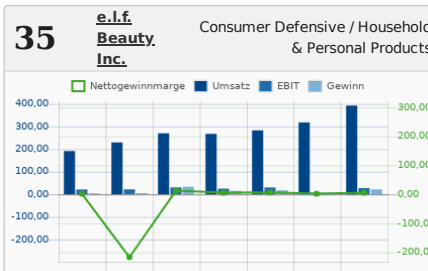
**32 Energy Transfer LP** 15,13 Mrd. € - +2,51 %  
 Energy Transfer owns a large platform of crude oil, natural gas, and natural gas liquid assets primarily in Texas and the U.S. midcontinent region. It also has gathering and processing facilities, one of the largest fractionation facilities in the U.S., and fuel distribution. Energy Transfer also owns the Lake Charles gas liquefaction facility. It combined its publicly traded limited and general partnerships in October 2018.

**33 Enterprise Products Partners LP** 34,54 Mrd. € - +1,43 %  
 Enterprise Products Partners is a master limited partnership that transports and processes natural gas, natural gas liquids, crude oil, refined products and petrochemicals. It is one of the largest midstream companies, with operations servicing most producing regions in the Lower 48 states. Enterprise is particularly dominant in the NGL market and is one of the few MLPs that provide midstream services across the full hydrocarbon value chain.



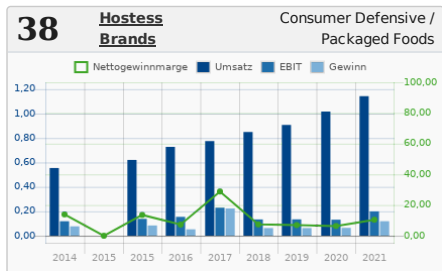
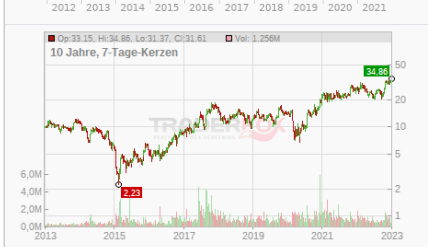
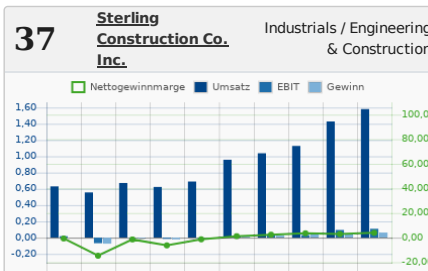
**34 Mplx LP** 13,70 Mrd. € - +0,47 %  
 MPLX is a partnership that owns both pipelines and gathering and processing assets with extensive holdings in the Appalachian region. The asset base is made up of pipeline assets dropped down from Marathon Petroleum, its sponsor, and gathering and processing assets from MarkWest, which it acquired in 2015. MPLX also acquired Andeavor Logistics in July 2019.

**35 e.l.f. Beauty Inc.** 2,81 Mrd. € - -0,85 %  
 e.l.f. Beauty Inc is a cosmetic company based in the United States. The company offers cosmetic accessories for women which include eyeliner, mascara, false eyelashes, lipstick, the foundation for the face, moisturizer, cleanser, and othertools through its stores and e-commerce channels. The products that the company sells are marketed under the e.l.f. Cosmetics, W3LL PEOPLE and Keys Soulcare brands. It carries out the sales within the US and internationally, out of which maximum revenue is generated from the US.



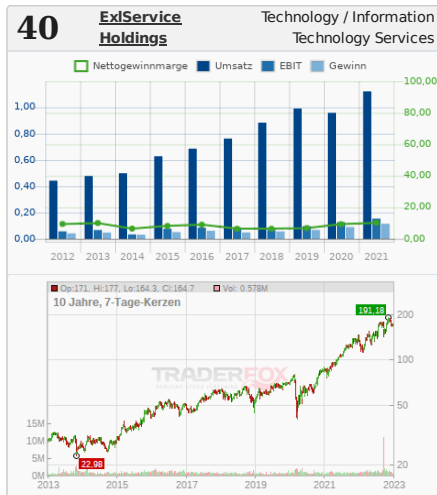
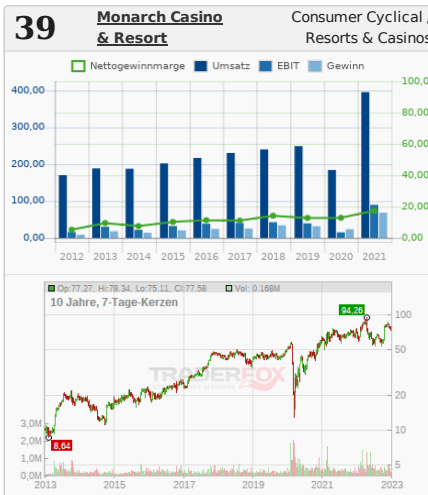
**36 US Foods Holding Corp.** 7,42 Mrd. € - +2,47 %  
 us Foods is the second-largest U.S. food service distributor behind Sysco, holding 11% market share of the highly fragmented food service distribution industry. us Foods distributes more than 400,000 food and nonfood products to the healthcare and hospitality industries (collectively 22% of 2021 sales), restaurants (61%), and education, government facilities, and grocers (17%). In addition to its delivery business, the firm has 80 cash-and- carry stores under the Chef'Store banner.

**37 Sterling Construction Co. Inc.** 692,15 Mio. € - -5,12 %  
 Sterling Infrastructure Inc is a construction company that specializes in heavy civil infrastructure construction and infrastructure rehabilitation as well as residential construction projects. The company operates in three reportable segments namely, Transportation Solutions, E-Infrastructure Solutions, and Building Solution. Transportation Solutions include highways, roads, bridges, airfields, ports, light rail, and others. Building Solution projects include concrete foundations for single-family homes.



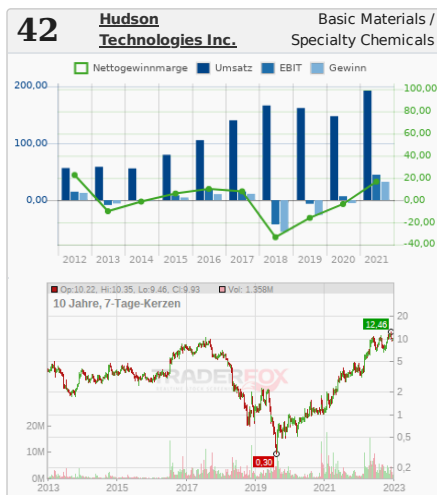
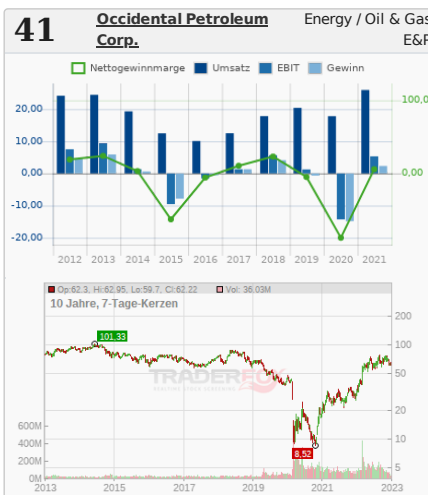
**38 Hostess Brands** - +1,24 %  
 Hostess Brands is the second-largest U.S. provider of sweet baked goods under the Hostess, Voortman, and Dolly Madison group of brands, including Twinkies, Cupcakes, Ding Dongs, Ho Hos, Donettes, and Zingers. In 2018, Hostess expanded its breakfast offerings with the purchase of Aryzta's breakfast assets (the Cloverhill business), including a branded business and private-label deals, and in 2020 entered the cookie category via the Voortman tie-up. Although its roots stem from the 1919 launch of the Hostess Cupcake, the company filed for bankruptcy in 2012.

**39 Monarch Casino & Resort** - - **-0,08 %**  
 Monarch Casino & Resort Inc is engaged in providing the latest gaming, dining, and hospitality amenities. It owns and operates the Atlantis Casino Resort Spa, a hotel/casino facility in Reno, Nevada, and the Monarch Black Hawk Casino in Black Hawk. The company generates the majority of its revenue from Casinos, followed by Food & Beverage and Hotel Operations.



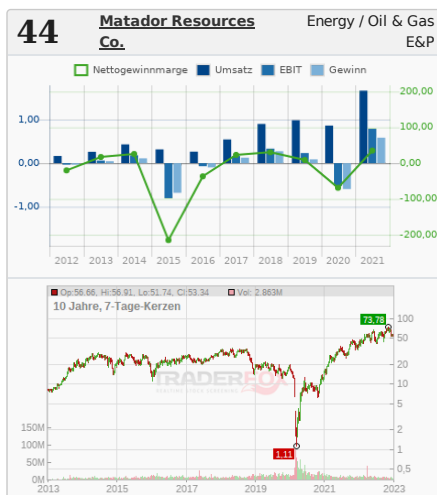
**40 ExService Holdings** 5,32 Mrd. € - **-2,97 %**  
 ExService Holdings Inc. is a business process management company that provides operations management and analytical services to clients. The company offers business process outsourcing and automation services, and data-driven insights to customers in multiple industries, including insurance, healthcare, utilities, banking and finance, travel, and retail, among others. The company operates through four segments based on the products and services offered and markets served: Insurance, Healthcare, Emerging, Analytics.

**41 Occidental Petroleum Corp.** 52,67 Mrd. € - **+1,82 %**  
 Occidental Petroleum Corp. ist ein global tätiges Erdöl-, Erdgas-, Chemie- und Rohstoffunternehmen. Hauptgeschäftsfeld ist die Förderung von Rohöl, Erdgas, Erdgaskondensat und anderen Kondensaten, schwerpunktmäßig in den USA, jedoch auch in anderen Ländern wie Oman, Ecuador, Kolumbien, Pakistan, Russland, Katar und im Jemen. Als Hersteller von Chemikalien produziert und vertreibt das Unternehmen unter anderem Polyvinylchlorid (PVC), Natriumhydroxid, Vinylchloridmonomer, Chlor, Ethylendichlorid, verschiedene Polymere sowie Petrochemikalien. Ein weiterer Bereich ist die Gewinnung von Energie.



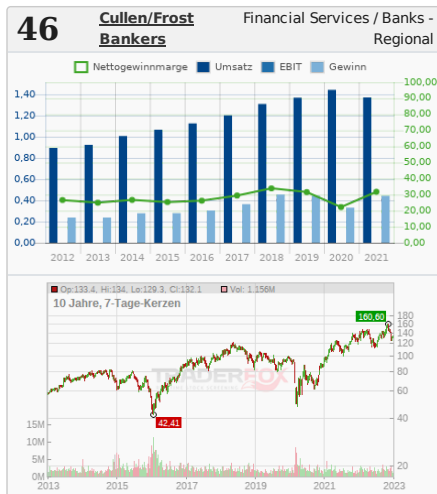
**42 Hudson Technologies Inc.** 133,51 Mio. € - **+1,53 %**  
 Hudson Technologies Inc is an American industrial products manufacturer. It develops products which are mainly used in commercial air conditioning, processing, and refrigeration systems. The company products include refrigerant and industrial gases, refrigerant management services and RefrigerantSide services, which consist of system decontamination. These are performed at a customer's site using its Zugbeast system, which is a fast and portable system and allows the R-Sideservices team to accelerate critical services while saving customers time, money and aggravation.

**43 Valmont Industries Inc.** 4,21 Mrd. € - **-1,54 %**  
 Valmont Industries Inc is a provider of engineered products and services for infrastructure development and irrigation equipment and services for agriculture. It operates through four segments such as Engineered Support Structures, UtilitySupport Structures, Irrigation, and Coatings. The Engineered Support Structures segment produces engineered access systems, highway safety products, and integrated structure solutions for smart cities. The Utility Support Structures segment manufactures steel and concrete pole structures for global utility transmission, distribution and generation platforms.



**44 Matador Resources Co.** 6,03 Mrd. € - **-0,05 %**  
 Matador Resources Co is an independent energy company engaged in the exploration, development, production, and acquisition of oil and natural gas resources. The majority of the company's assets are located in the United States, with an emphasis on oil and natural gas shale and other unconventional plays. Along with maintaining a portfolio of oil and natural gas properties, Matador works to identify and develop midstream opportunities that support and enhance its exploration and development business.

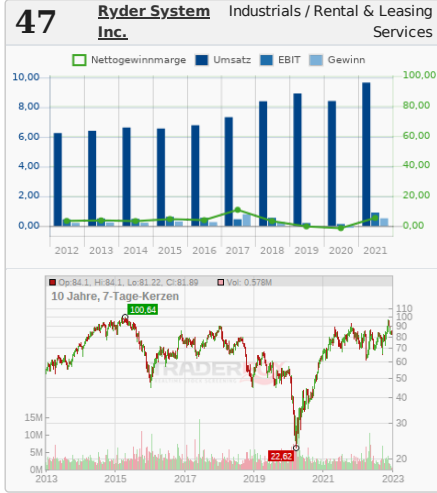
**45 Lindsay Corp.** 1,26 Mrd. € - **+3,24 %**  
 Lindsay Corp provides a variety of proprietary water management and road infrastructure products and services. It has operations which are categorized into two major reporting segments namely Irrigation, and Infrastructure. The company generates maximum revenue from Irrigation segment.



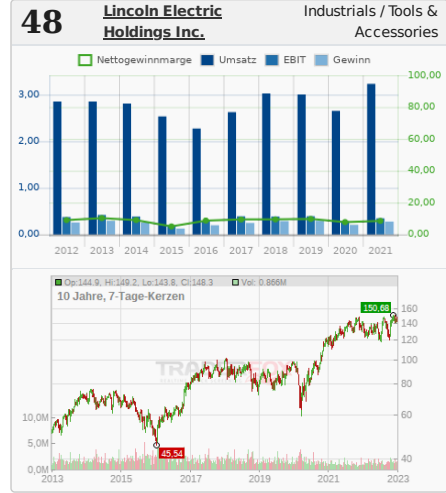
**46 Cullen/Frost Bankers** - - **+0,83 %**  
 Cullen/Frost Bankers is a financial holding company, headquartered in San Antonio. One of the 50 largest U.S. banks, Frost provides a wide range of banking, investments, and insurance services to businesses and individuals across Texas in the Austin, Corpus Christi, Dallas, Fort Worth, Houston, Permian Basin, Rio Grande Valley, and San Antonio regions.



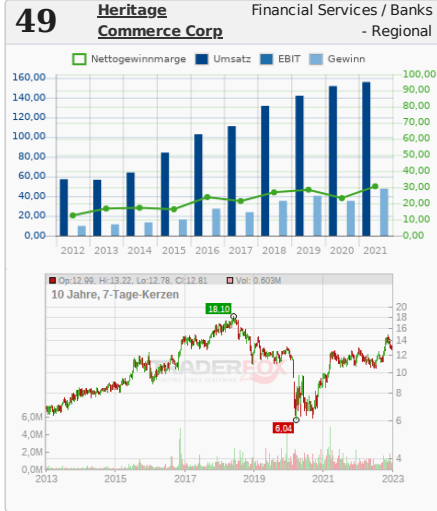
**47 Ryder System Inc.** 3,56 Mrd. € - **-1,58 %**  
 Ryder System Inc. ist ein weltweit tätiger Anbieter von Supply-Chain- und Transport-Management-Lösungen. Angeboten wird ein umfassendes Portfolio rund um Transport, Logistik und Lieferkettenorganisation. Im Kerngeschäft bietet Ryder das Management von Fahrzeugflotten im Bereich Lastkraftwagen mit verschiedenen Leasingoptionen und die Organisation der gesamten Beschaffungskette von Unternehmen. Zusätzlich werden aber auch Produkte und Dienstleistungen zur Steigerung der Sicherheit angeboten.



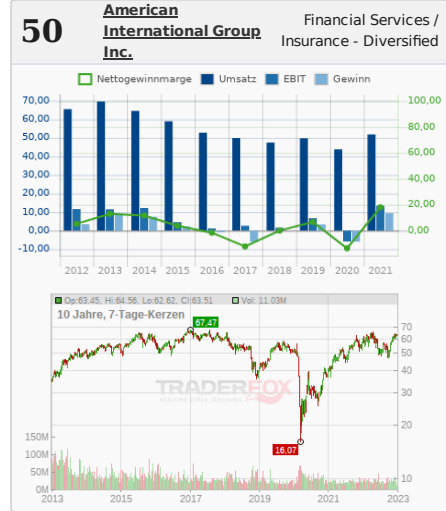
**48 Lincoln Electric Holdings Inc.** 6,73 Mrd. € - **-0,16 %**  
 Lincoln Electric is a leading manufacturer of welding, cutting, and brazing products. The firm's portfolio of products includes arc-welding solutions, plasma and oxy-fuel cutting systems, and brazing and soldering alloys, as well as automation solutions. Lincoln Electric serves clients in the general fabrication, heavy industries, automotive, construction, shipbuilding, energy and process industries, among other end markets. Based in Cleveland, Ohio, Lincoln Electric has operations in 19 countries and has 11,000 employees worldwide.



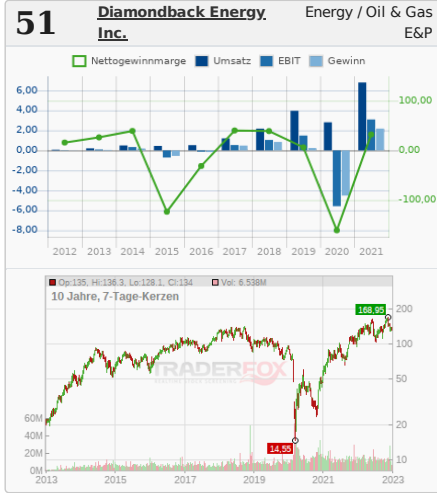
**49 Heritage Commerce Corp** 759,39 Mio. € - **-2,88 %**  
 Heritage Commerce Corp operates as a bank holding company. The company, through its subsidiary, offers commercial banking services to small and medium-sized businesses and their owners, managers, and employees. It operates through two segments, namely Banking and Factoring. The bank generates most of its revenue from the Banking segment.



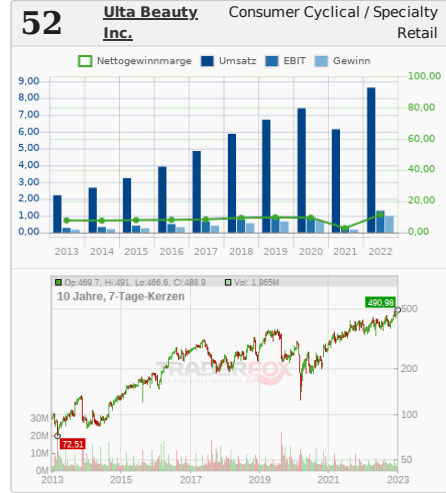
**50 American International Group Inc.** 44,44 Mrd. € - **-0,55 %**  
 American International Group (AIG) ist eine der weltweit größten internationalen Versicherungsgesellschaften und ist in mehr als 100 Ländern und Jurisdiktionen tätig. Unternehmen der AIG Gruppe betreuen Firmen-, institutionelle und private Kunden über das weltweit größte Vertriebsnetz im Bereich der Schadens- und Unfallversicherung sowie der Lebensversicherung. Darüber hinaus sind AIG Unternehmen als Anbieter von Pensions- und Finanzdienstleistungen sowie in der Vermögensverwaltung weltweit führend.



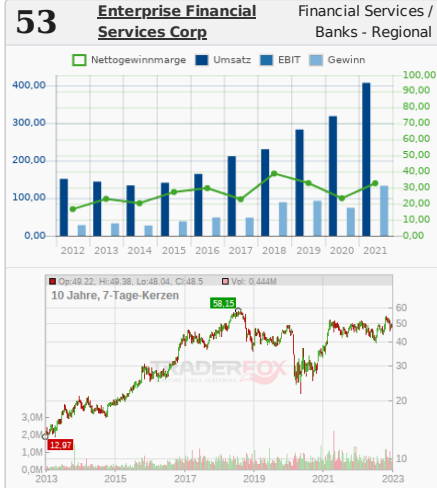
**51 Diamondback Energy Inc.** 22,39 Mrd. € - **+2,63 %**  
 Diamondback Energy is an independent oil and gas producer in the United States. The company operates exclusively in the Permian Basin. At the end of 2021, the company reported net proven reserves of 1.8 billion barrels of oil equivalent. Net production averaged about 375,000 barrels per day in 2021, at a ratio of 60% oil, 20% natural gas liquids, and 20% natural gas.



**52 Ulta Beauty Inc.** 16,72 Mrd. € - **+1,14 %**  
 ULTA Beauty gehört in den USA zu den größten Kosmetik-Einzelhändlern. Das Unternehmen bietet mehr als 20.000 Produkte von über 500 Beauty-Marken aus den Bereichen Haut- und Haarpflege, Düfte, Salonzubehör, Kosmetik und Make-up. Erhältlich sind die Artikel in allen Kategorien und Preisklassen. Darüber hinaus hat die Gruppe das eigene Label Ulta Beauty entwickelt und bietet Kunden einen Full-Service-Salon in jeder Filiale an.



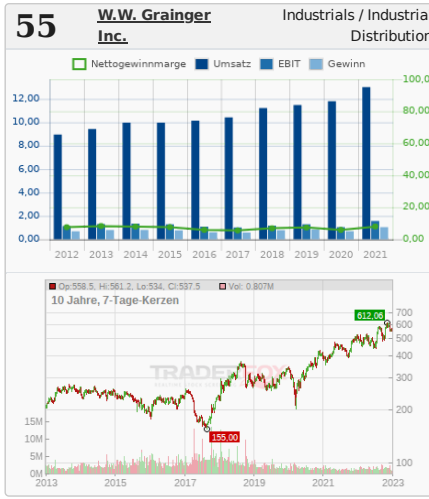
**53 Enterprise Financial Services Corp** - - **-0,59 %**  
 Enterprise Financial Services Corporation is a financial holding company. It offers banking and wealth management services to individuals and business customers. The company offers a broad range of business and personal banking services including wealth management services. Lending services include commercial and industrial, commercial real estate, real estate construction and development, residential real estate, and consumer loans.



**54 Vishay Intertechnology Inc.** 2,63 Mrd. € - **-0,63 %**  
 Vishay Intertechnology Inc provides a broad product portfolio of discrete semiconductors and passive electronic components to original equipment manufacturers and distributors. These products are found in industrial, computing, automotive, consumer, telecommunications, power supplies, military, aerospace, and medical markets and serve customer worldwide. Its product segments consist of two general classes: semiconductors and passive components.



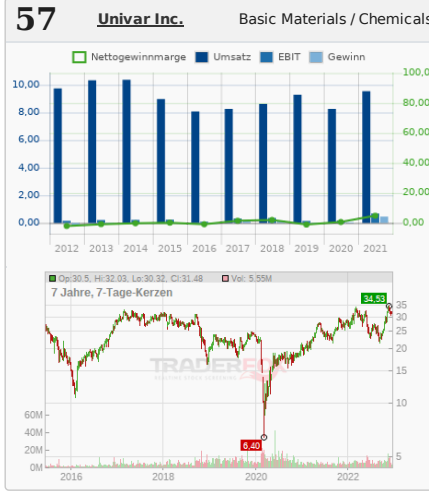
**55 W.W. Grainger Inc.** 28,16 Mrd. € - **-3,22 %**  
 W.W. Grainger Inc. (GWW) ist einer der größten US-amerikanischen Distributoren für Produkte, die von Unternehmen und Institutionen genutzt werden, um deren Gebäude zu warten, zu renovieren und zu betreiben. Die Gesellschaft kombiniert die breite Palette an MRO-Produkten (Maintenance, Repair, Operating) mit Services und Informationen und stellt so kostengünstige, auf die Anforderungen der Kunden zugeschnittene Lösungen zur Verfügung. Zu den Produkten gehören beispielsweise Bürobedarf, Betriebsstoffe, Sicherheits- und Laborprodukte sowie Elektronikteile.



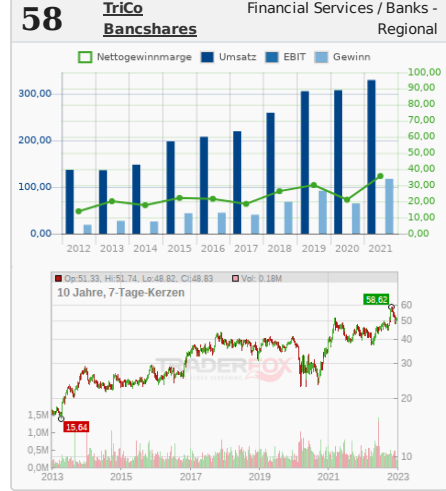
**56 Pioneer Natural Resources Co.** 44,65 Mrd. € - **+1,79 %**  
 Pioneer Natural Resources ist eine unabhängige Explorations- und Produktionsfirma. Das Unternehmen erforscht, entwickelt und produziert Öl- und Gasrohstoffe, um den weltweiten Energiebedarf zu decken. Zudem verkauft der US-Konzern homogenes Öl, Flüssigerdgas sowie Gasanlagen. Zu den weiteren Aktivitäten gehören die Akquisition von Liegenschaften sowie der Support von Reserven im Verwaltungs-, Finanzierungs- und Management-Bereich.



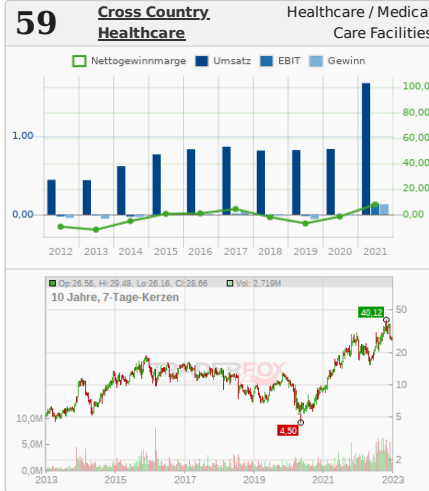
**57 Univar Inc.** 4,88 Mrd. € - **-0,59 %**  
 Univar Solutions Inc manufactures and sells a variety of specialty chemicals and chemical-based products. The company sells chemicals to a variety of end-users including customers in the coating and adhesives, agriculture, chemical manufacturing, food ingredients, cleaning and sanitation, pharmaceuticals, personal care, and mining industries. Univar also offers a range of services that include automated tank monitoring, chemical waste management, and specialty chemical blending.



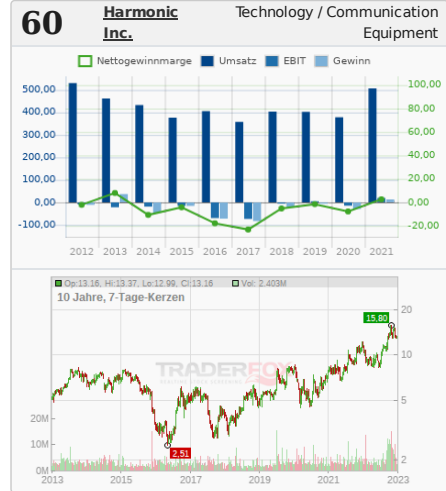
**58 TriCo Bancshares** - **-2,13 %**  
 TriCo Bancshares is a California corporation organized to act as a bank holding company for Tri Counties Bank. The Bank is a California-chartered bank that is engaged in the general commercial and retail banking business in the California counties. The Bank provides a breadth of personal, small business and commercial financial services including accepting demand, savings and time deposits and making small business, commercial, real estate, and consumer loans, as well as a range of Treasury Management Services and other customary banking services including safe deposit boxes at some branches.



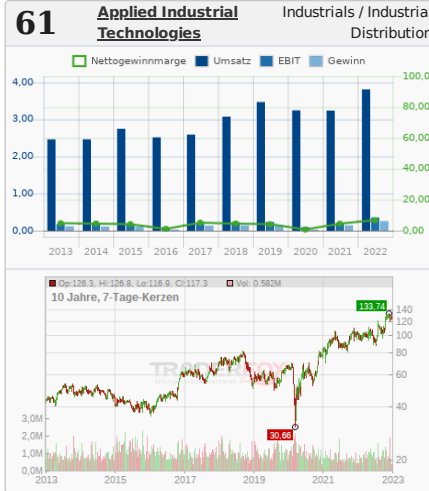
**59 Cross Country Healthcare** - **+0,49 %**  
 Cross Country Healthcare Inc is a provider of staffing, recruiting, and workforce solutions to healthcare clients such as private and public hospitals, government facilities, outpatient clinics, ambulatory care facilities, and physician practice groups, among others. The company operates in three business segments: nurse and allied staffing, physician staffing, and search. The nurse and allied staffing segment, which generates a vast majority of revenue, offers temporary and permanent placements of travel and local nurses and allied professionals, and other outsourcing services.



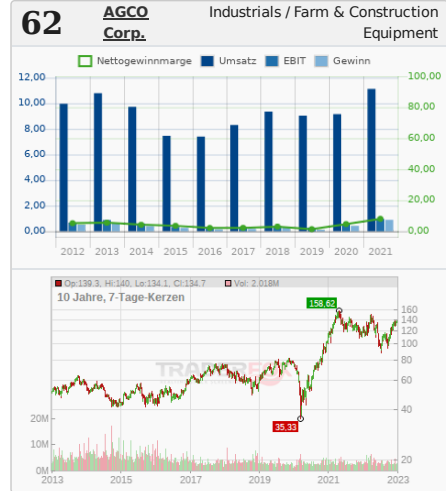
**60 Harmonic Inc.** 942,90 Mio. € - **-0,16 %**  
 Harmonic Inc designs and manufactures video infrastructure products and system solutions to deliver video and broadband services to consumer devices. The firm operates in two segments: Video, which sells video processing, production, and playout solutions to cable operators and satellite and telecommunications providers; and Cable Access, which sells cable edge solutions to cable operators. Roughly half of the firm's revenue is generated in the Americas, with the rest coming from Europe, the Middle East, and Africa, as well as the Asia Pacific region.



**61 Applied Industrial Technologies** - **-3,24 %**  
 Applied Industrial Technologies Inc is a distributor of industrial products to the maintenance, repair, and operations market and the original equipment manufacturing industry. Further, the company provides engineering and design services for industrial and fluid power applications. The products include bearings, power transmission components, fluid power components and systems, industrial rubber products, linear motion components, safety products, oilfield supplies, and other industrial and maintenance supplies.



**62 AGCO Corp.** 9,65 Mrd. € - **-1,39 %**  
 Agco is a global manufacturer of agricultural equipment. The company has five principal brands: Fendt, Massey Ferguson, Challenger, Valtra, and GSI. Unlike its competitors, Agco's product line extends beyond self-propelled equipment and implements to grain handling systems and livestock management solutions. Its products are available through a global dealer network, which includes over 3,200 dealer and distribution locations. Agco offers retail and wholesale financing to customers through its joint venture with Rabobank, a European food- and agriculture-focused bank.



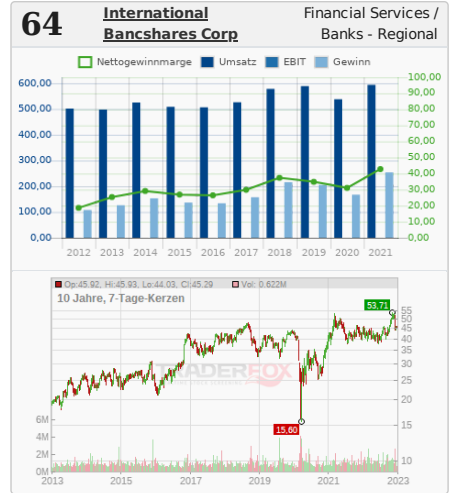
**63 Archer Daniels Midland Company** 45,00 Mrd. € - **-2,52 %**

Die Archer-Daniels-Midland Company (ADM) ist weltweit einer der führenden Nahrungsmittel- und Agrarkonzerne. Das Unternehmen beschafft, transportiert, lagert, verarbeitet und vermarktet Agrar-Rohstoffe und -Produkte. Neben Getreide und Ölsaaten wird auch Kakao verarbeitet. Diese so hergestellten Produkte dienen primär zwei Verwendungsmöglichkeiten: sie werden zu Nahrungsmitteln oder Inhaltsstoffen von Nahrungsmitteln.



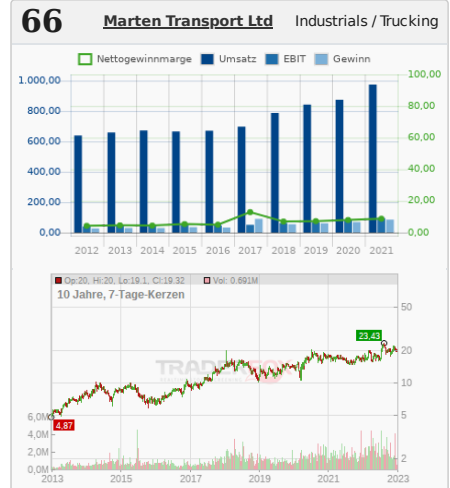
**64 International Bancshares Corp** 2,64 Mrd. € - **+1,12 %**

International Bancshares Corp is a financial holding company with bank subsidiaries that provide commercial and retail banking services, primarily in Texas and Oklahoma. The subsidiaries gather funds from various sources and invest these funds to earn a return. Fund gathering primarily takes the form of accepting demand and time deposits. The bank subsidiaries have historically focused on providing commercial banking services to small and medium-size businesses. The subsidiaries have increasingly transitioned to also providing consumer and retail banking, including mortgage lending.



**65 International Money Express** - - **+1,20 %**

International Money Express Inc is a processor of money transfer services in the USA to the Latin America corridor (LAC). The company offers services in approximately 50 states and Latin American countries. Computer and telephone-based options are available for convenient wire transfers. The company offers wire transfer, money order, Foreign exchange, and cash checking services, while the majority of the revenue is derived from wire transfer and money order fees. The firm's business is organized around one reportable segment that provides money remittance services primarily between the U.S.

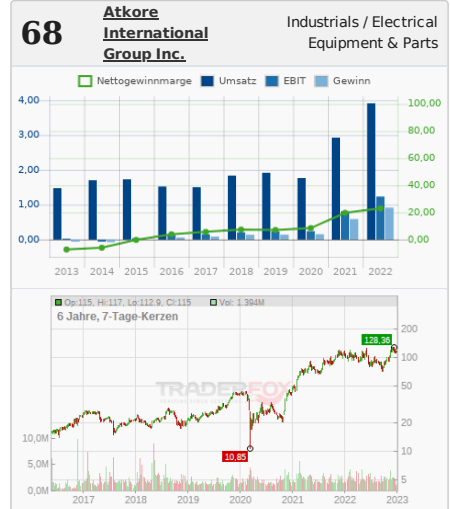


**66 Marten Transport Ltd** - - **-1,13 %**

Marten Transport Ltd is a temperature-sensitive truckload carrier in the United States. It is engaged in transporting and distributing food and other consumer packaged goods which requires a temperature-controlled or insulated environment. The company operates through four segments including Truckload, Dedicated, Intermodal, and Brokerage.

**67 ABM Industries Incorporated** 2,80 Mrd. € - **+1,45 %**

ABM Industries is a provider of integrated facility solutions. It offers its solutions through five segments: business and industry, aviation, technology and manufacturing, education, and technical solutions. The company derives the majority of its revenue from the business and industry segment, which encompasses janitorial, facilities engineering, and parking services for commercial real estate properties and sports and entertainment venues, as well as vehicle maintenance and other services to rental car providers. The company mainly operates in the United States of America.

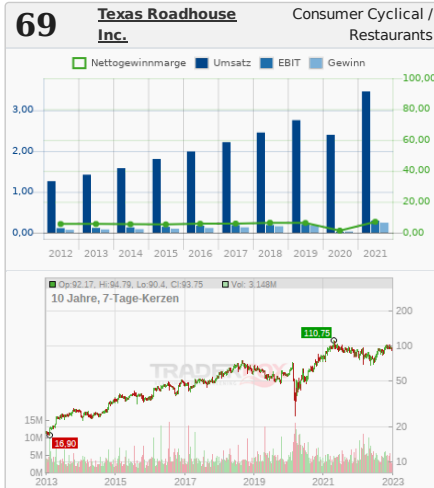


**68 Atkore International Group Inc.** 4,35 Mrd. € - **-0,10 %**

Atkore is a diversified industrials company and a leading manufacturer of electrical, mechanical, and safety infrastructure solutions. Atkore has two business segments: electrical and safety and infrastructure. Net sales are highest in the electrical business line as well as in the United States. The key product categories in the electrical segment are PVC conduit, steel conduit, and PVC-coated conduit, which are staples for electrical distributors.

**69 Texas Roadhouse Inc.** 5,91 Mrd. € - **+0,06 %**

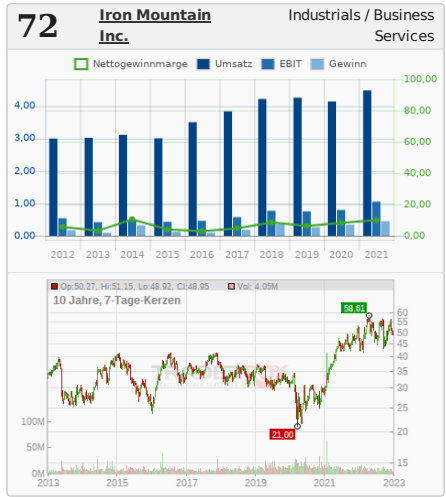
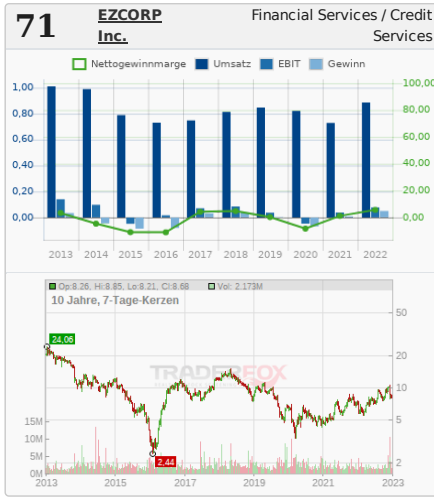
Texas Roadhouse Inc is a restaurant company operating predominately in the casual dining segment. The company's operating segment includes Texas Roadhouse; Bubba's 33 and others. It generates maximum revenue from the Texas Roadhouse segment.



**70 Avnet Inc.** 3,44 Mrd. € - **-0,36 %**

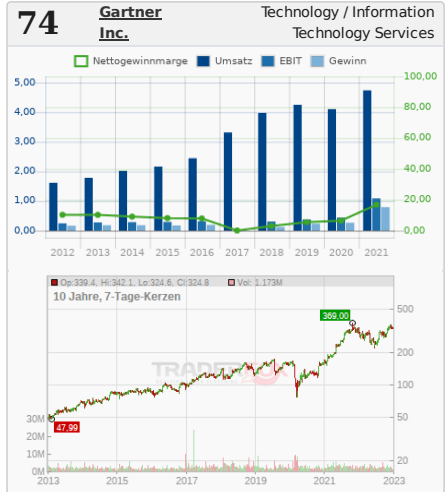
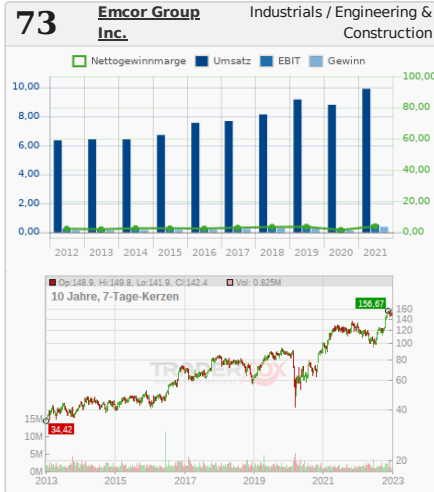
Avnet is a global distributor of electronic components, connecting suppliers of semiconductors and other components to a base of 2.1 million small- and mid-sized customers in 140 countries. Avnet is the third largest semiconductor distributor in the world, and the largest for European chip distribution. Avnet services all levels of electronics design and development, servicing engineers with design tools, test kits, and services alongside its high-volume distribution for final designs.

**71 EZCORP Inc.** - -3,76 %  
 EZCORP Inc is a United States-based company engaged in offering pawn loans in the United States and Mexico. It also offers short-term unsecured loans and other consumer financial products, and buy and sell second-hand goods. The operating segments of the company are us Pawn, Latin America Pawn, and other international. us Pawn segment includes all pawn activities in the United States. Latin America Pawn segment includes all pawn activities in Mexico and other parts of Latin America.



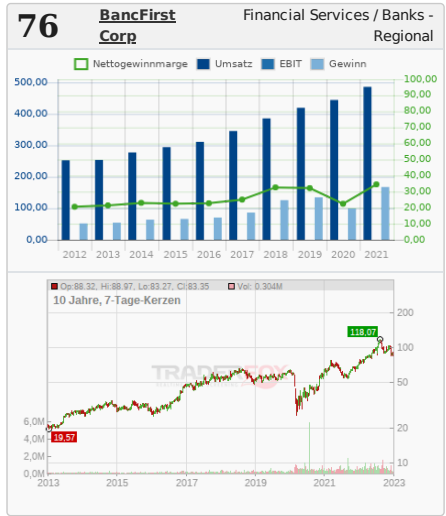
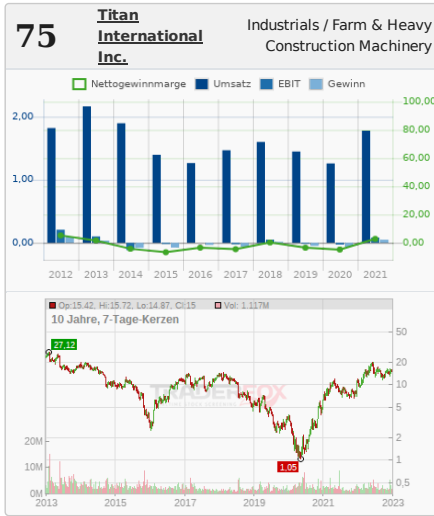
**72 Iron Mountain Inc.** 14,03 Mrd. € - -3,51 %  
 Der Haupttätigkeitsbereich von Iron Mountain Inc ist das Informationsmanagement. In diesem Sektor gehört das US-Unternehmen zu den weltweit führenden Dienstleistern. Iron Mountain unterstützt über 225.000 Organisationen in 50 Ländern auf fünf Kontinenten mit der Lagerung, dem Sichern und dem Managen ihrer Informationsdokumente. Das Unternehmen sichert und gewährt Zugang zu mehr als 10 Milliarden E-Mails, Millionen Backup-Bändern, mehrere Millionen PCs und zahlreichen Servern.

**73 Emcor Group Inc.** 5,52 Mrd. € - -2,33 %  
 EMCOR Group Inc is one of the largest electrical, mechanical, construction, and facilities services firms in the United States. It provides a wide range of services, including the installation of electrical distribution systems, voice & data communication systems, and environmental controls within buildings. The company's services are provided to a broad range of commercial, industrial, utility, and institutional customers. Emcor Group enters contracts for large installation projects in the multimillion-dollar range, or smaller projects involving renovations and retrofit work.



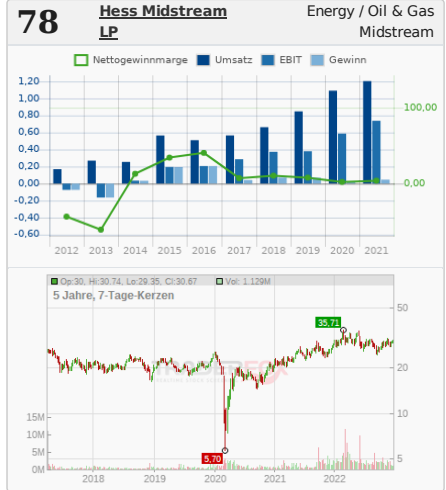
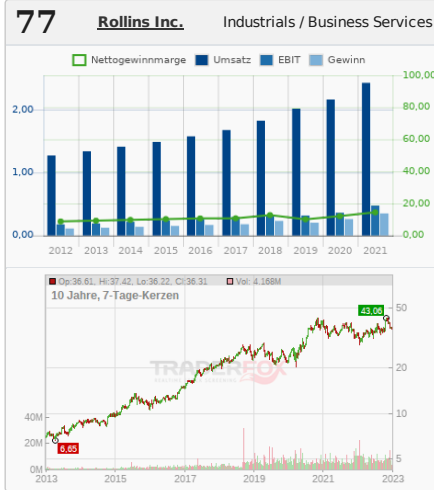
**74 Gartner Inc.** 20,00 Mrd. € - -2,76 %  
 Based in Stamford, Conn., Gartner provides independent research and analysis on information technology and other related technology industries. Its research is delivered to clients' desktops in the form of reports, briefings, and updates. Typical clients are chief information officers and other business executives who help plan companies' IT budgets. Gartner also provides consulting services and hosted nearly 80 IT conferences across the globe in 2007.

**75 Titan International Inc.** 903,95 Mio. € - -1,16 %  
 Titan International, Inc. ist ein global tätiger Hersteller von Rädern, Reifen und Fahrgestellen. Die Firma ist speziell im Bereich geländegängige Fahrzeuge tätig und versorgt Erstausrüster (OEMs) und Zubehörmärkte aus den Bereichen Landwirtschaft, Baumaschinen und Verbraucher. Das Unternehmen designt, testet und produziert die angebotenen Produkte. Für die Landwirtschaft und die Bauindustrie wird eine Reihe von Reifen, Felgen und Räder hergestellt, die für Bagger, Radlader, Kräne oder Gabelstapler genutzt werden.



**76 BancFirst Corp** - -3,07 %  
 BancFirst Corp is engaged in providing banking services. The company's business unit includes metropolitan banks, community banks, Pegasus Bank, other financial services and executive, operations and support. Metropolitan banks, community banks, and Pegasus Bank offer traditional banking products such as commercial and retail lending, and a full line of deposit accounts. Other financial services are specialty product business units including guaranteed small business lending, residential mortgage lending, trust services, securities brokerage, electronic banking, and insurance.

**77 Rollins Inc.** 13,62 Mrd. € - -1,50 %  
 Rollins is a global leader in route-based pest-control services, with operations spanning North, Central and South America, Europe, the Middle East and Africa and Australia. Its portfolio of pest-control brands includes the prominent Orkinbrand, market leader in the U.S.--where it boasts near national coverage--and in Canada. Residential pest and termite prevention predominate the services provided by Rollins, owing to the group's ongoing focus on U.S. and Canadian markets.

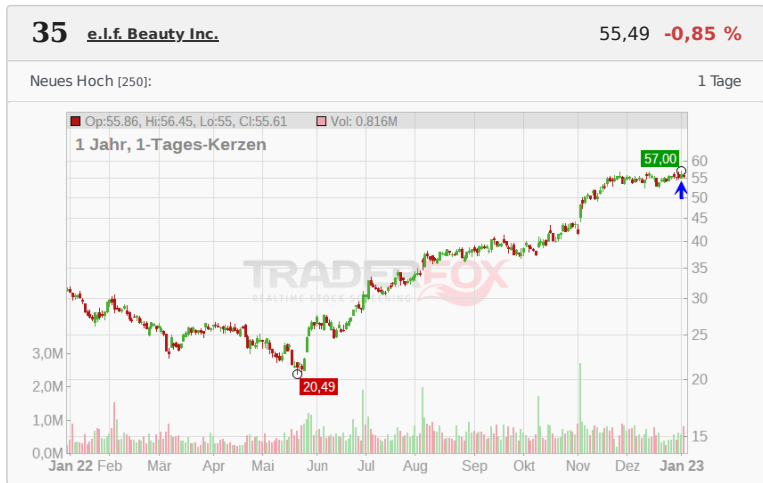


**78 Hess Midstream LP** 1,23 Mrd. € +2,32 %  
 Hess Midstream LP owns, operates, develops, and acquires a diverse set of midstream assets and provides fee-based services to Hess and third-party customers. It conducts its business through three operating segments: gathering, processing and storage and terminaling and export. The company derives the maximum revenue from the gathering segment. Its gathering segment consists of the following assets namely Natural Gas Gathering and Compression; Crude Oil Gathering and Produced Water Gathering and Disposal.

# CHARTSIGNALE

## NEUES 52WH

Bei diesen Ranglisten-Aktien ist in den letzten Handelstagen ein neues 52-Wochenhoch aufgetreten.



## GAP UP



# ANLEITUNG

Nach dem Vorbild der CANSLIM-Strategie von William O`Neil werden in diesem Trading-Paper die stärksten Wachstumsaktien der USA identifiziert. Das Regelwerk geht folgendermaßen:

- 🌐 Universum: USA 2000 (v)  
(Das sind die 2000 US-Aktien mit dem höchsten Handelsvolumen)

## Ranglistenfaktoren

(bestimmen auf welchem Ranglistenplatz sich eine Aktie befindet)

- ⚖️ EPS-Wachstum Quartal gegenüber Vorjahresquartal so hoch wie möglich  
Gewichtung 20 %
- ⚖️ EPS-Wachstum Quartal zu Quartal (sequentiell) so hoch wie möglich  
Gewichtung 20 %
- ⚖️ Umsatzwachstum (TTM) so hoch wie möglich  
Gewichtung 20 %
- ⚖️ Umsatzwachstum Quartal gegenüber Vorjahresquartal so hoch wie möglich  
Gewichtung 20 %
- ⚖️ Abstand vom 250-Tagehoch: So gering wie möglich  
Gewichtung 20 %

## Filterkriterien

(reduzieren das Auswahluniversum. Aktien, die die Kriterien nicht erfüllen, fliegen aus dem Ranking raus)

- ⚡ EPS-Wachstum Quartal gegenüber Vorjahresquartal > 15 %
- ⚡ EPS-Wachstum im letzten Geschäftsjahr > 20 %
- ⚡ Umsatzwachstum Quartal gegenüber Vorjahresquartal > 10 %
- ⚡ Abstand vom 250-Tagehoch kleiner als 30 %
- ⚡ Performance: Nur die 30 % der relativ stärksten Aktien in den letzten 250 Tagen werden betrachtet